

Panasonic

KITCHEN WASTE BIN



Schematic diagram of opening the top cover

The main body of the product is a cylinder, which is divided into upper and lower parts, and the undulating fading surface is used as the surface decoration.




Tip on the rear of the top cover: the inner structure of the barrel can be withdrawn.

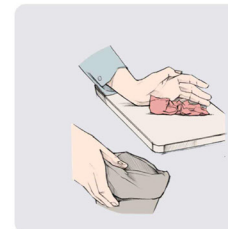


Schematic diagram of fertilizer production and storage





Using the process



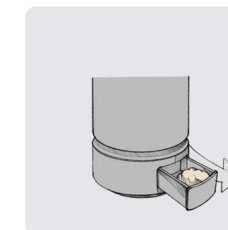
Usually kitchen waste is put directly into the garbage bag




Usually kitchen waste is put directly into the garbage bag



Usually kitchen waste is put directly into the garbage bag



Usually kitchen waste is put directly into the garbage bag



Usually kitchen waste is put directly into the garbage bag

